

Play Cricket Scoring App – V 3.0

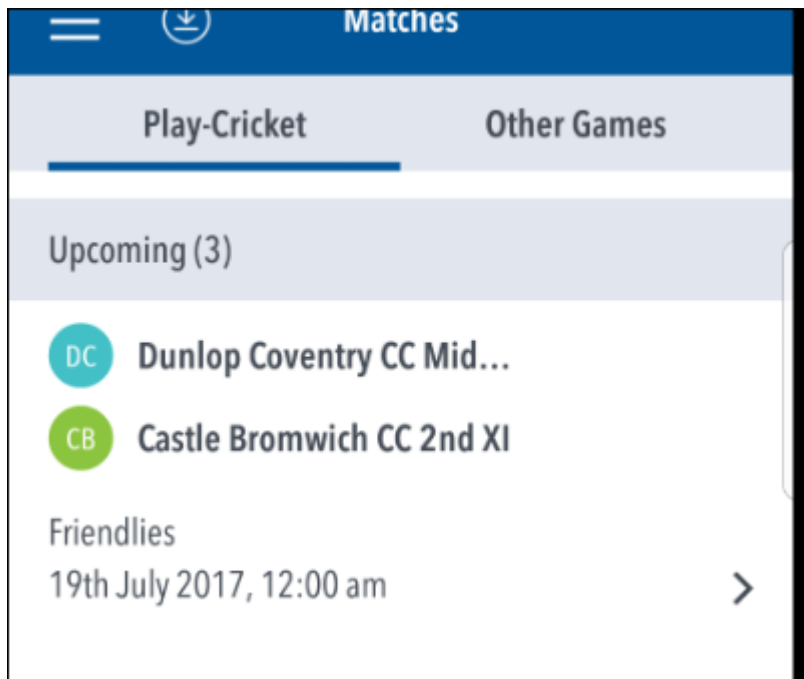
Four Ways of Scoring on the App

- 1) Both Innings Ball by Ball
- 2) 1st Innings Manual Scoring – 2nd Innings Ball by Ball
- 3) 1st Innings Ball by Ball – 2nd Innings Manual Scoring
- 4) Both Innings Manual Scoring

The instructions below assume that the fixtures have been set up On Play Cricket and downloaded to the app in preparation for scoring online

1) Both Innings Ball by Ball

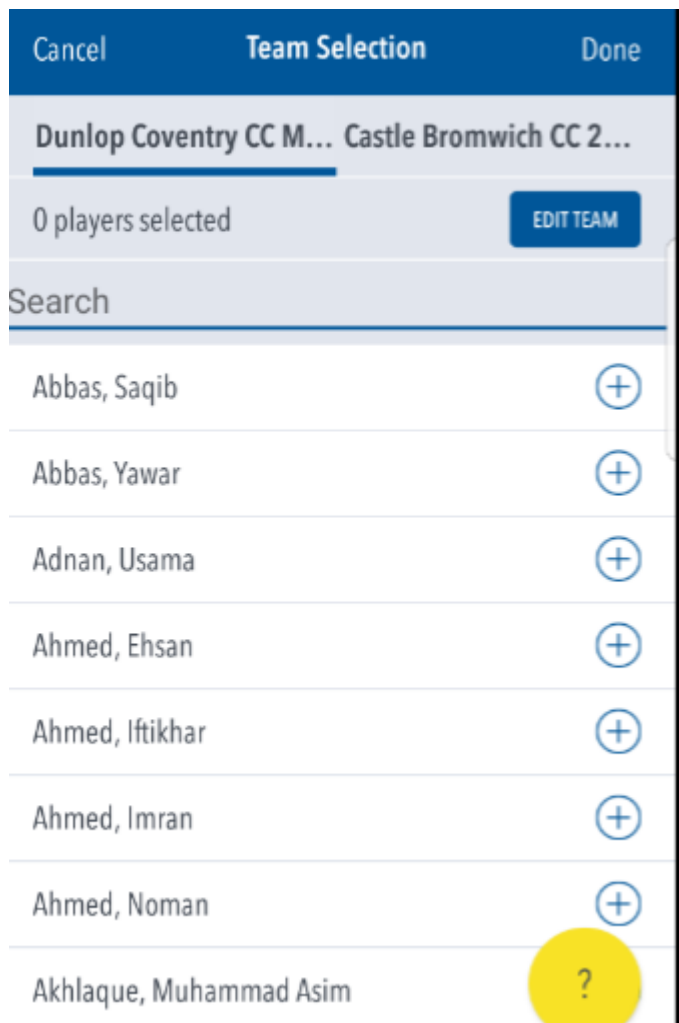
Choose the match you want to score:



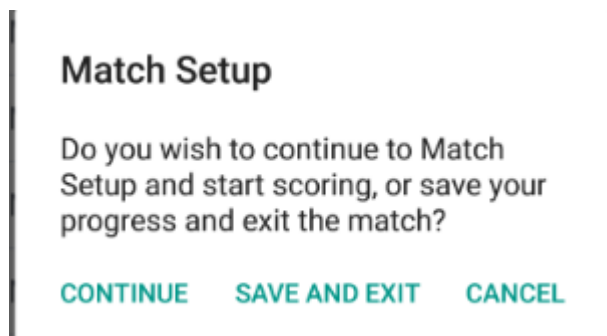
Select 'Start match':



Then select/confirm the Teams. Wherever possible, enter the teams on Play Cricket as this will save you time:



You will then see the following pop-up message:



Press 'CONTINUE'

Now you can complete the Match Setup:

Team Selection Match Setup Done

Default Match Settings

Overs per innings 20 ▾

Max overs per bowler No limit ▾

Toss won by

Dunlop Coventry CC Midweek XI

Castle Bromwich CC 2nd XI

Elected to

Bat

Bowl

When the Match Setup has been completed, you can select how to score the 1st Innings:

Start Scoring

Do you wish to score ball-by-ball, or manually enter the 1st innings score?

BALL-BY-BALL

SCORE MANUALLY

CANCEL

Click on 'BALL-BY-BALL'

The app will now ask you to choose the opening batters and bowler:-

Select strike batter	Done
Abbas, Yawar	<input checked="" type="checkbox"/>
Ahmed, Iftikhar	<input type="checkbox"/>
Azad, Kamran	<input type="checkbox"/>

Select non-strike batter	Done
Ahmed, Iftikhar	<input checked="" type="checkbox"/>
Azad, Kamran	<input type="checkbox"/>
Bashir, Raheel	<input type="checkbox"/>

Select bowler	Done
Odman, R	<input checked="" type="checkbox"/>
Linsey, Bradley	<input type="checkbox"/>
Khan, Iniat	<input type="checkbox"/>

You will now be taken to the scoresheet to score the 1st Innings:

Save and Exit Scoresheet ↺ ☰

DC Dunlop Coventry CC ... 0/0

CB Castle Bromwich CC 2...

Score	Edit			
Batters	R	B	4s	6s
Y Abbas ...	0	0	0	0
I Ahmed ...	0	0	0	0
PARTNERSHIP	0	0	0	0
Bowler	O	M	R	W
R Odman ...	0.0	0	0	0

•

1

2

3

4

6

5+

END OVER

ACTIONS

WIDE

NO BALL

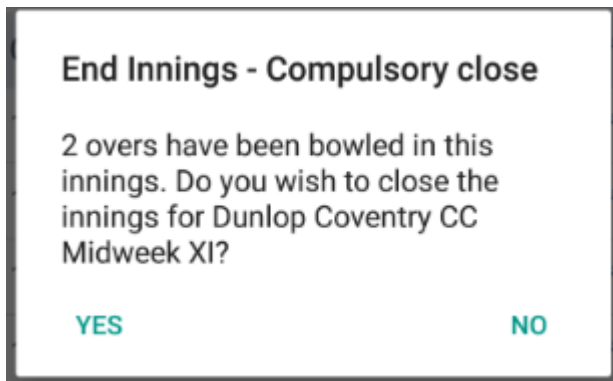
BYE

LEG BYE

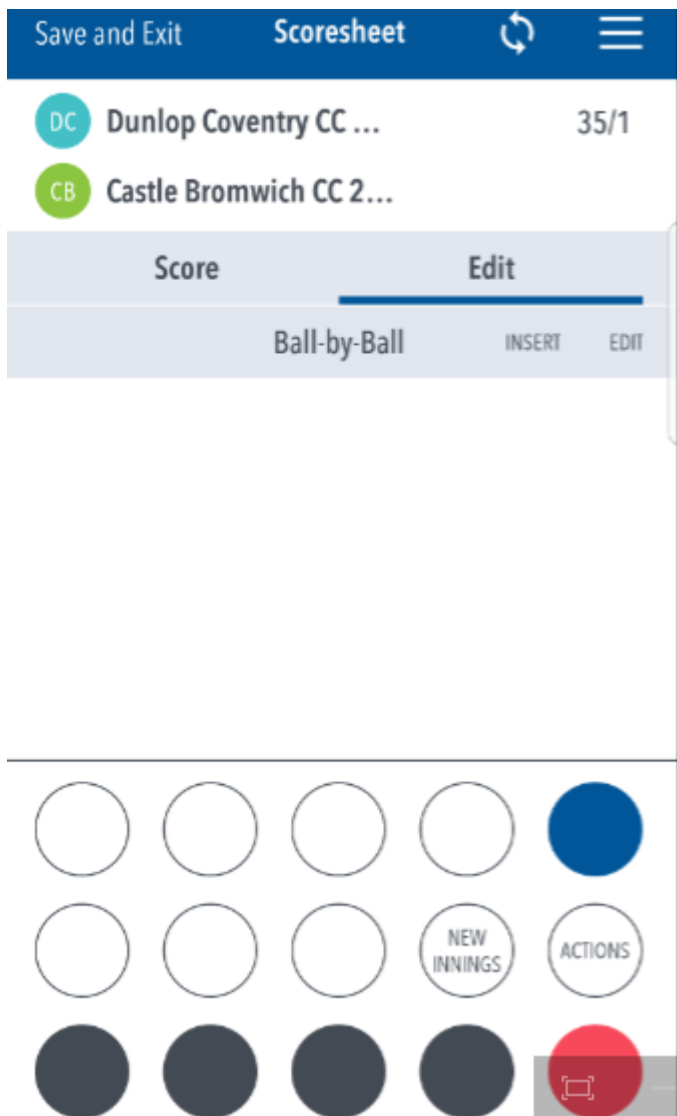
WICKET

The batsman on strike is in dark blue.

At the end of the allotted overs, you will see the following message:



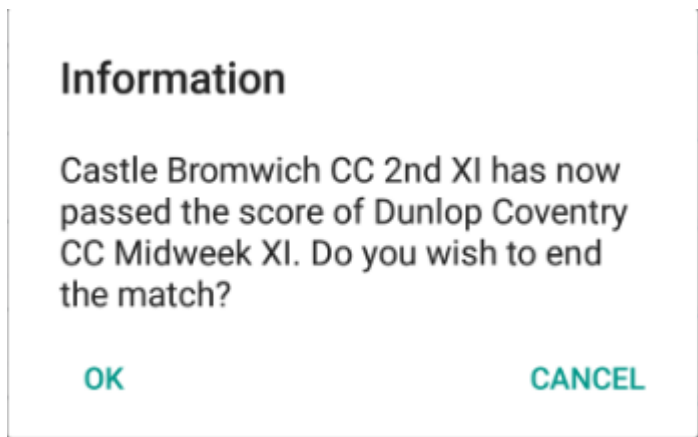
Press 'YES' and you are taken to the screen below:-



Press 'NEW INNINGS'

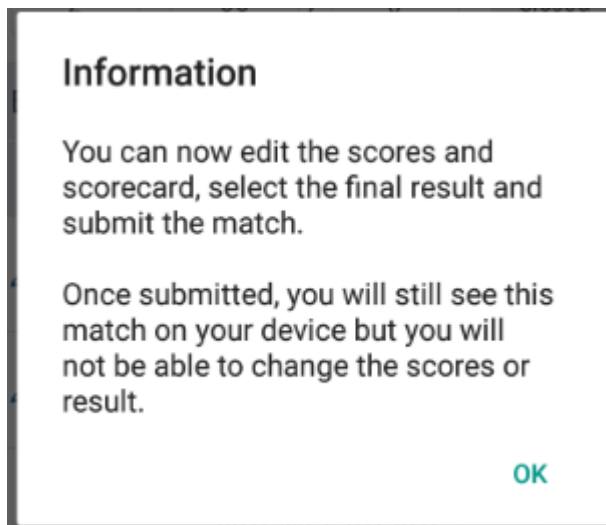
You will now be asked to enter the opening batters and bowler as above.

Score through to the end of the match and the app will prompt you to end the match:



Press 'OK'

The app will now tell you that this is your last chance to edit the scorecard:



Press 'OK'

Either amend the scorecard and press 'End Match', or go straight to 'End Match'

Cancel **Scorecard** Done

DCCMX 1st **CBC2X 1st**

OVERS RUNS WICKETS

2 36 / 0 Closed

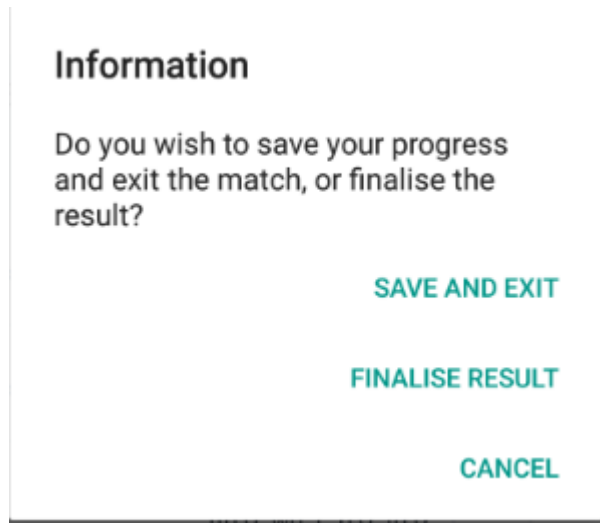
Batting

	R	B
G Adams not out	20	6
Q Ahmed not out	15	6
Extras nb 0, wd 1, b 0, lb 0	1	
Penalty runs	0	?
Total	36	

0 wickets

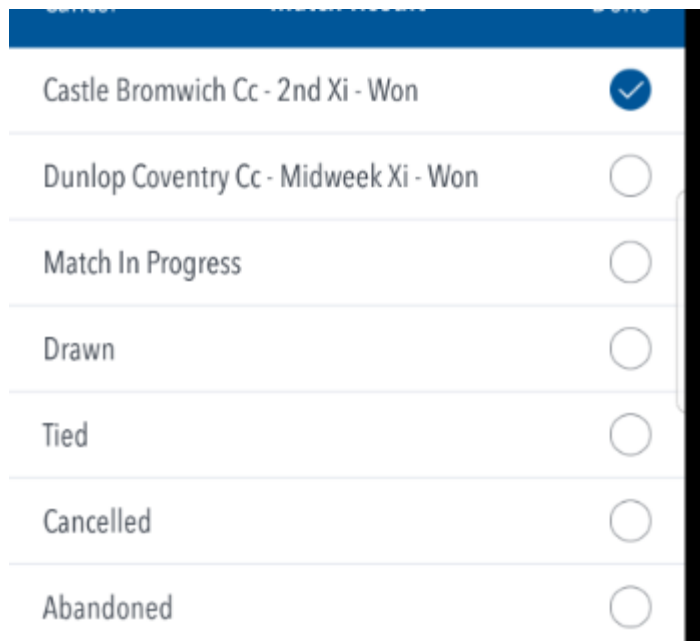
End Match ←

The app will now ask you to finalise the score:

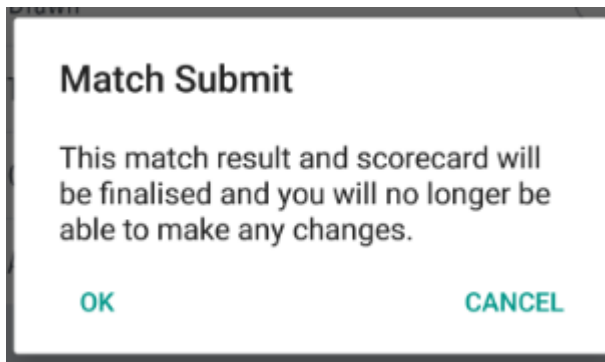


Press 'FINALISE RESULT'

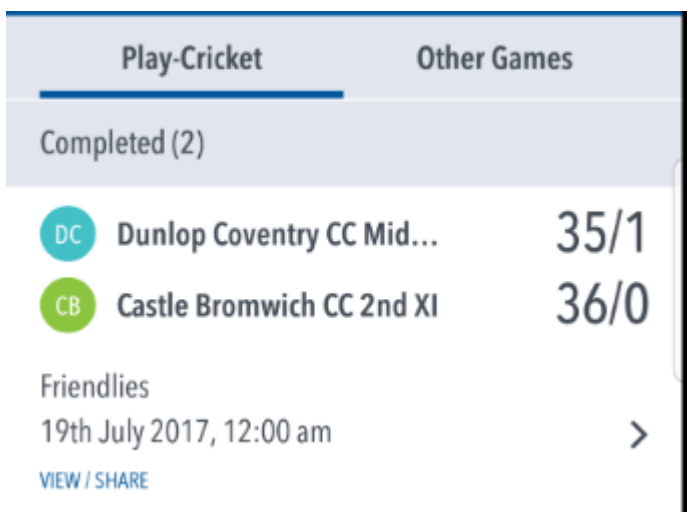
The app will now ask you to select a result:



Press 'DONE' and the app will give you one final chance to change your mind:



If you are happy with everything press 'OK' and the match will move into the Completed section on the app



2) 1st Innings Manual Scoring – 2nd Innings Ball by Ball

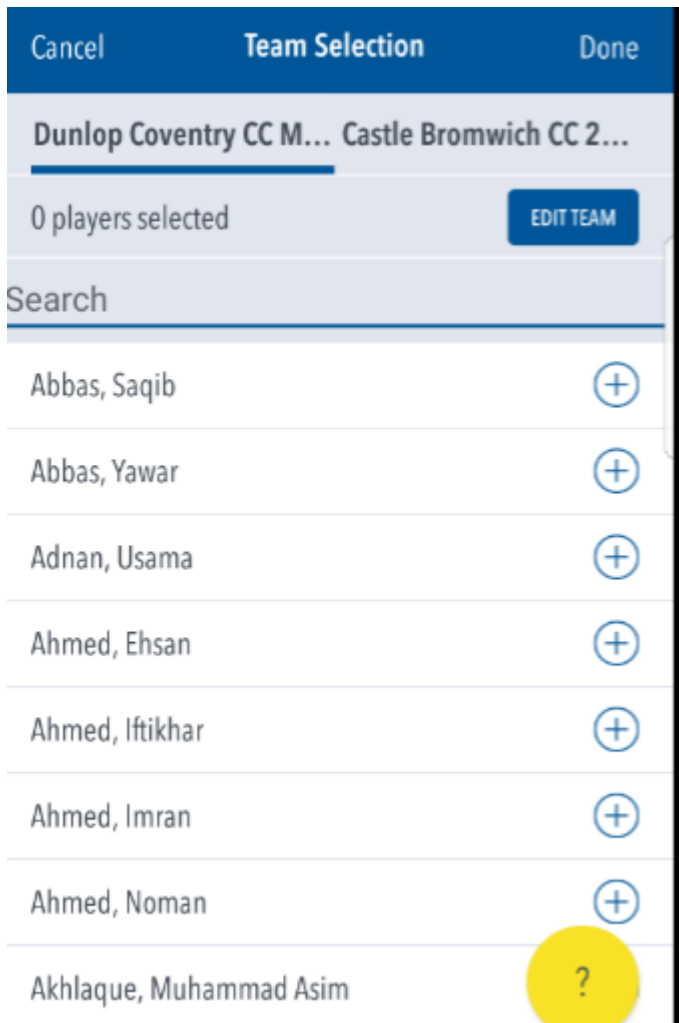
Choose the match you want to score:



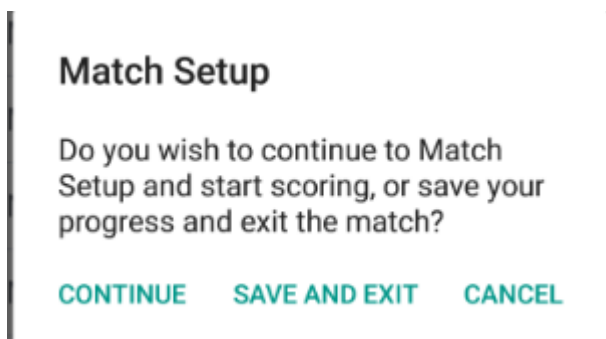
Select 'Start match':



Then select/confirm the Teams. Wherever possible, enter the teams on Play Cricket as this will save you time:



Once selected, press 'DONE' and you will then see the following pop-up message:



Press 'CONTINUE'

Now you can complete the Match Setup:

Team Selection Match Setup Done

Default Match Settings

Overs per innings	20	▼
Max overs per bowler	No limit	▼

Toss won by

Dunlop Coventry CC Midweek XI	<input checked="" type="radio"/>
Castle Bromwich CC 2nd XI	<input type="radio"/>

Elected to

Bat	<input checked="" type="radio"/>
Bowl	<input type="radio"/>

At this point you can select how to score the 1st Innings:

Start Scoring

Do you wish to score ball-by-ball, or manually enter the 1st innings score?

BALL-BY-BALL

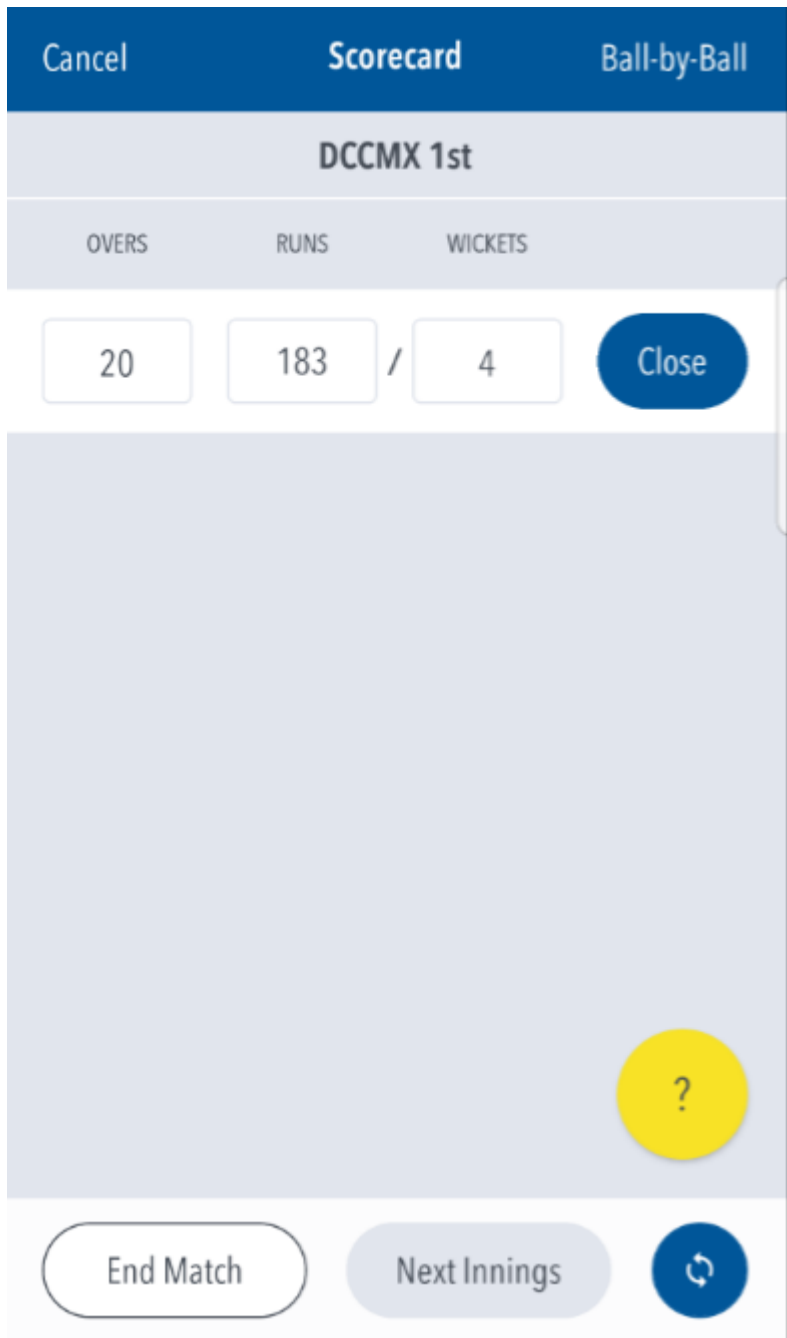
SCORE MANUALLY

CANCEL

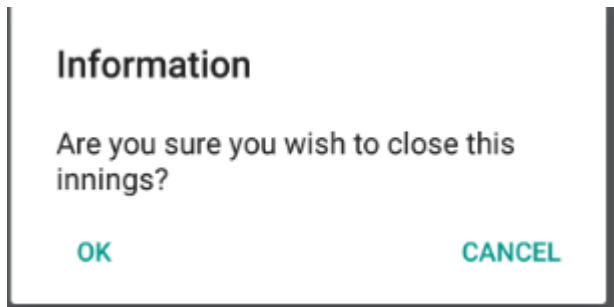
Click on 'SCORE MANUALLY'

This will take you through to the Scorecard where you can either enter the score at the end of the innings, or enter the score periodically throughout the innings and press sync so that it can be seen on the Live Score app and on Play Cricket

In the example below the end of the innings has been reached and the final totals have been entered:



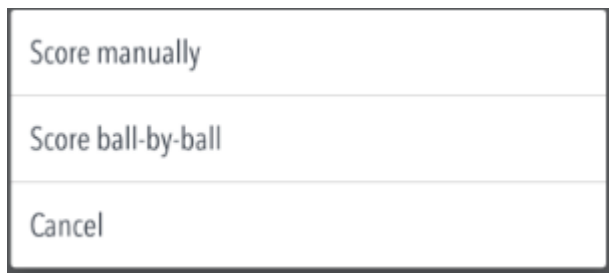
Press 'Close' and the app will ask you to confirm:-



Press 'OK' and it will change from 'Close' to 'Closed'

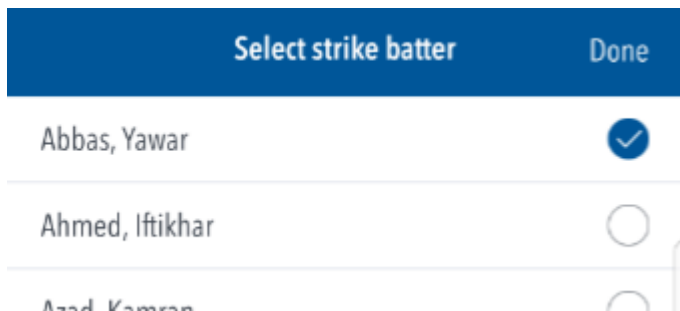
Now press 'Next Innings'

The app will now ask you how you want to score the 2nd innings:-



Select 'Score ball-by-ball'

The app will now ask you to choose the opening batters and bowler:-



Select bowler	Done
Odman, R	<input checked="" type="radio"/>
Linsey, Bradley	<input type="radio"/>
Khan, Iniat	<input type="radio"/>

You will now be taken to the scoresheet to score the 2nd Innings:

Save and Exit Scoresheet ↻ ☰

DC Dunlop Coventry CC ... 0/0

CB Castle Bromwich CC 2...

Score	Edit			
Batters	R	B	4s	6s
Y Abbas ...	0	0	0	0
I Ahmed ...	0	0	0	0
PARTNERSHIP	0	0	0	0
Bowler	O	M	R	W
R Odman ...	0.0	0	0	0

•

1

2

3

4

6

5+

END OVER

ACTIONS

WIDE

NO BALL

BYE

LEG BYE

WICKET

At the end of the allotted overs, or if the 2nd innings score exceeds the 1st innings score, you will see a message similar to the one below:

Information

Castle Bromwich CC 2nd XI has now passed the score of Dunlop Coventry CC Midweek XI. Do you wish to end the match?

OK

CANCEL

Press 'OK'

The app will now tell you that this is your last chance to edit the scorecard:

Information

You can now edit the scores and scorecard, select the final result and submit the match.

Once submitted, you will still see this match on your device but you will not be able to change the scores or result.

OK

Press 'OK'

You can then either amend the scorecard and press 'End Match', or go straight to 'End Match'

Cancel **Scorecard** Done

DCCMX 1st **CBC2X 1st**

OVERS RUNS WICKETS

2 36 / 0 Closed

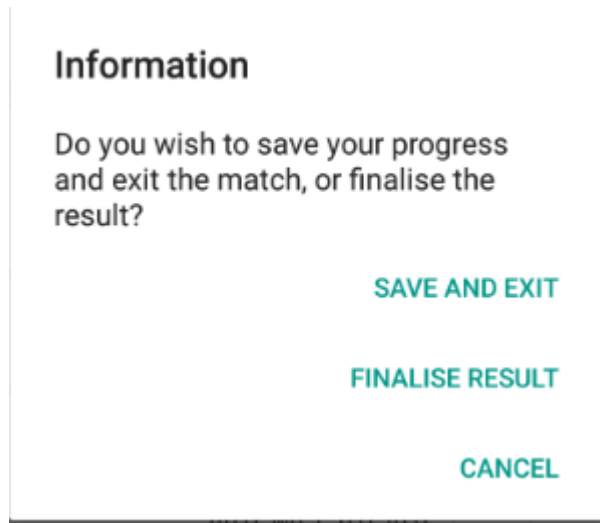
Batting

	R	B
G Adams not out	20	6
Q Ahmed not out	15	6
Extras nb 0, wd 1, b 0, lb 0	1	
Penalty runs	0	?
Total	36	

0 wickets

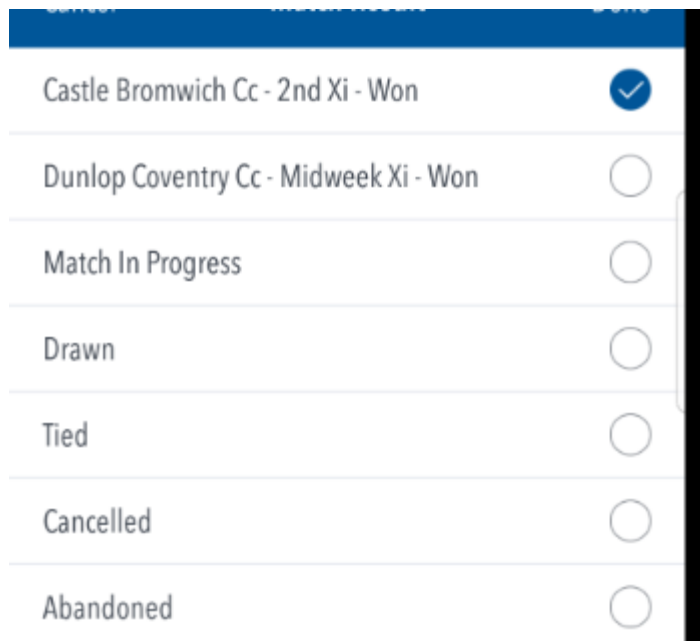
End Match ←

The app will now ask you to finalise the score:

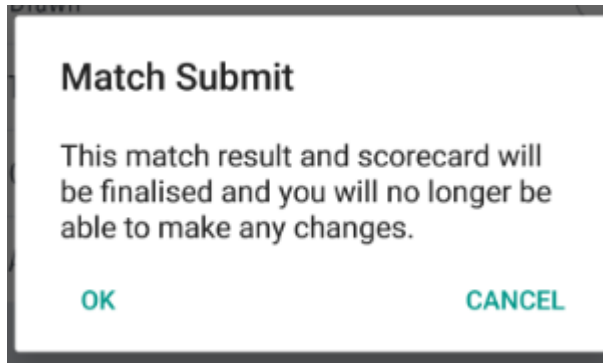


Press 'FINALISE RESULT'

The app will now ask you to select a result:



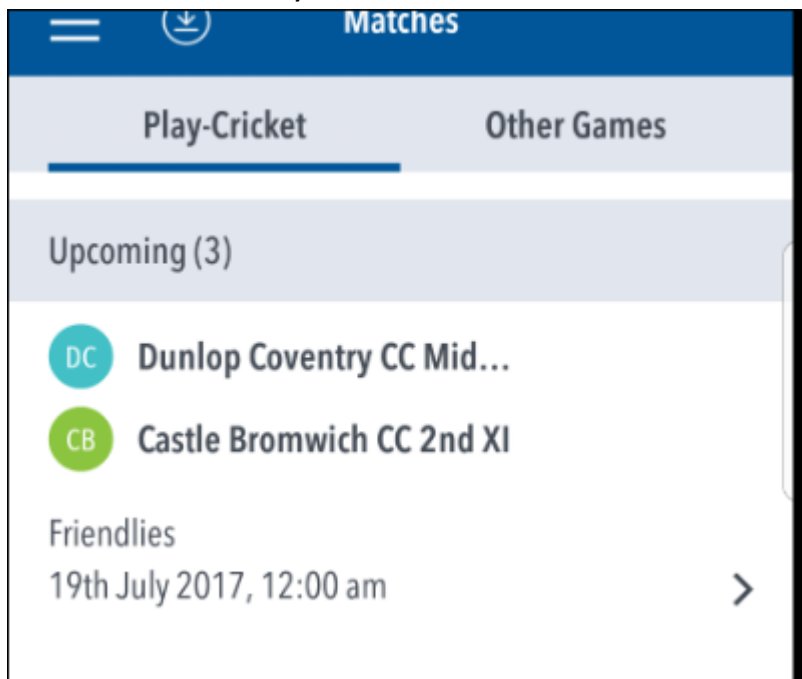
Press 'DONE' and the app will give you one final chance to change your mind:



If you are happy with everything press 'OK' and the match will move into the Completed section on the app:

3) 1st Innings Ball by Ball – 2nd Innings Manual Scoring

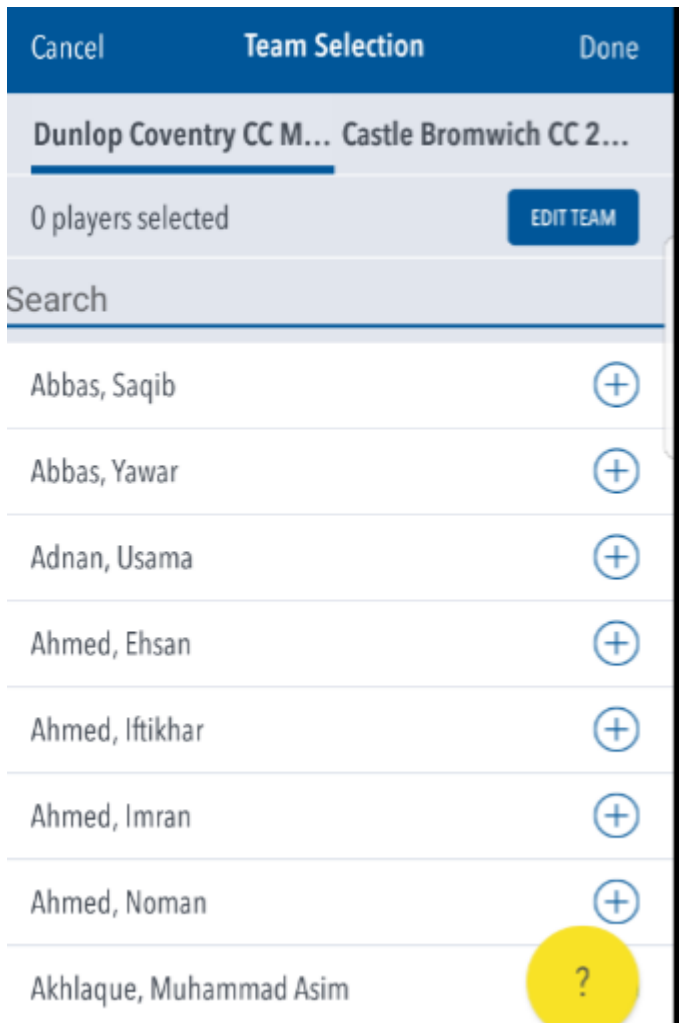
Choose the match you want to score:



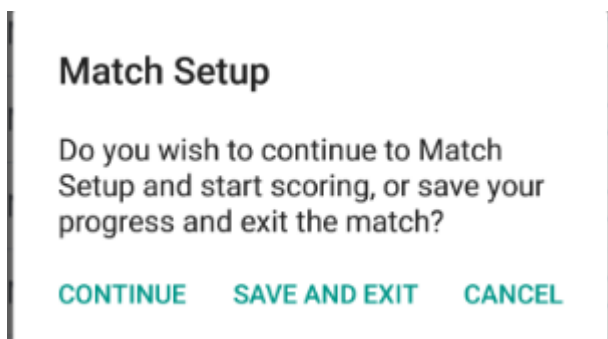
Select 'Start match':



Then select/confirm the Teams. Wherever possible, enter the teams on Play Cricket as this will save you time:



You will then see the following pop-up message:



Press 'CONTINUE'

Now you can complete the Match Setup:

Team Selection Match Setup Done

Default Match Settings

Overs per innings 20 ▾

Max overs per bowler No limit ▾

Toss won by

Dunlop Coventry CC Midweek XI

Castle Bromwich CC 2nd XI

Elected to

Bat

Bowl

At this point you can select how to score the 1st Innings:

Start Scoring

Do you wish to score ball-by-ball, or manually enter the 1st innings score?

BALL-BY-BALL

SCORE MANUALLY

CANCEL

Click on BALL-BY-BALL

The app will now ask you to choose the opening batters and bowler:-

Select strike batter	Done
Abbas, Yawar	<input checked="" type="checkbox"/>
Ahmed, Iftikhar	<input type="checkbox"/>
Azad, Kamran	<input type="checkbox"/>

Select non-strike batter	Done
Ahmed, Iftikhar	<input checked="" type="checkbox"/>
Azad, Kamran	<input type="checkbox"/>
Bashir, Raheel	<input type="checkbox"/>

Select bowler	Done
Odman, R	<input checked="" type="checkbox"/>
Linsey, Bradley	<input type="checkbox"/>
Khan, Iniat	<input type="checkbox"/>

You will now be taken to the scoresheet to score the 1st Innings:

Save and Exit **Scoresheet** ↺ ☰

DC Dunlop Coventry CC ... 0/0

CB Castle Bromwich CC 2...

Score	Edit			
Batters	R	B	4s	6s
Y Abbas ...	0	0	0	0
I Ahmed ...	0	0	0	0
PARTNERSHIP	0	0	0	0
Bowler	O	M	R	W
R Odman ...	0.0	0	0	0

•

1

2

3

4

6

5+

END
OVER

ACTIONS

WIDE

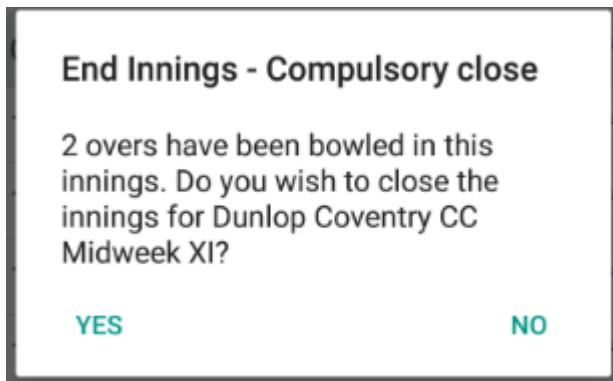
NO
BALL

BYE

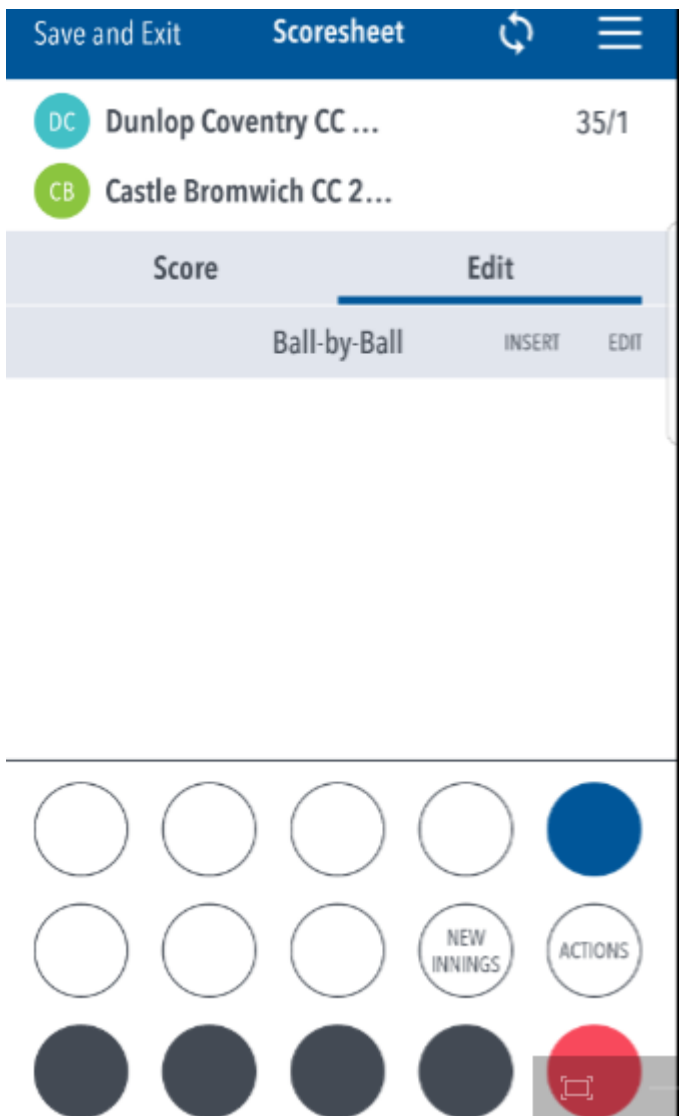
LEG
BYE

WICKET

At the end of the allotted overs, you will see the following message:

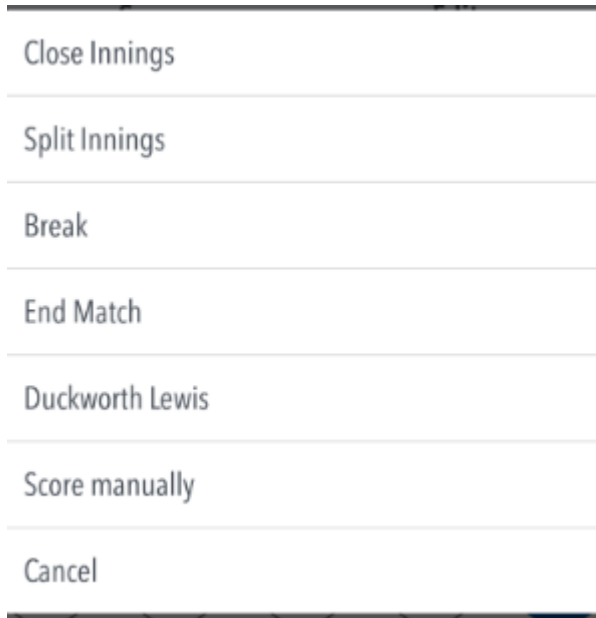


Press 'YES' and you are taken to the screen below:-



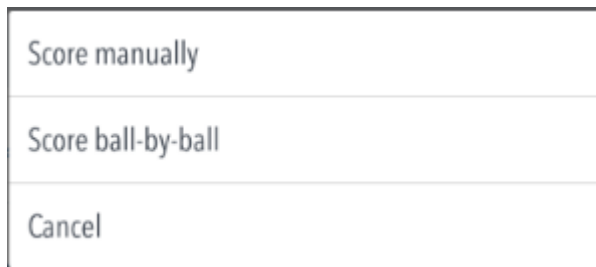
Press 'ACTIONS'

The below menu will appear:



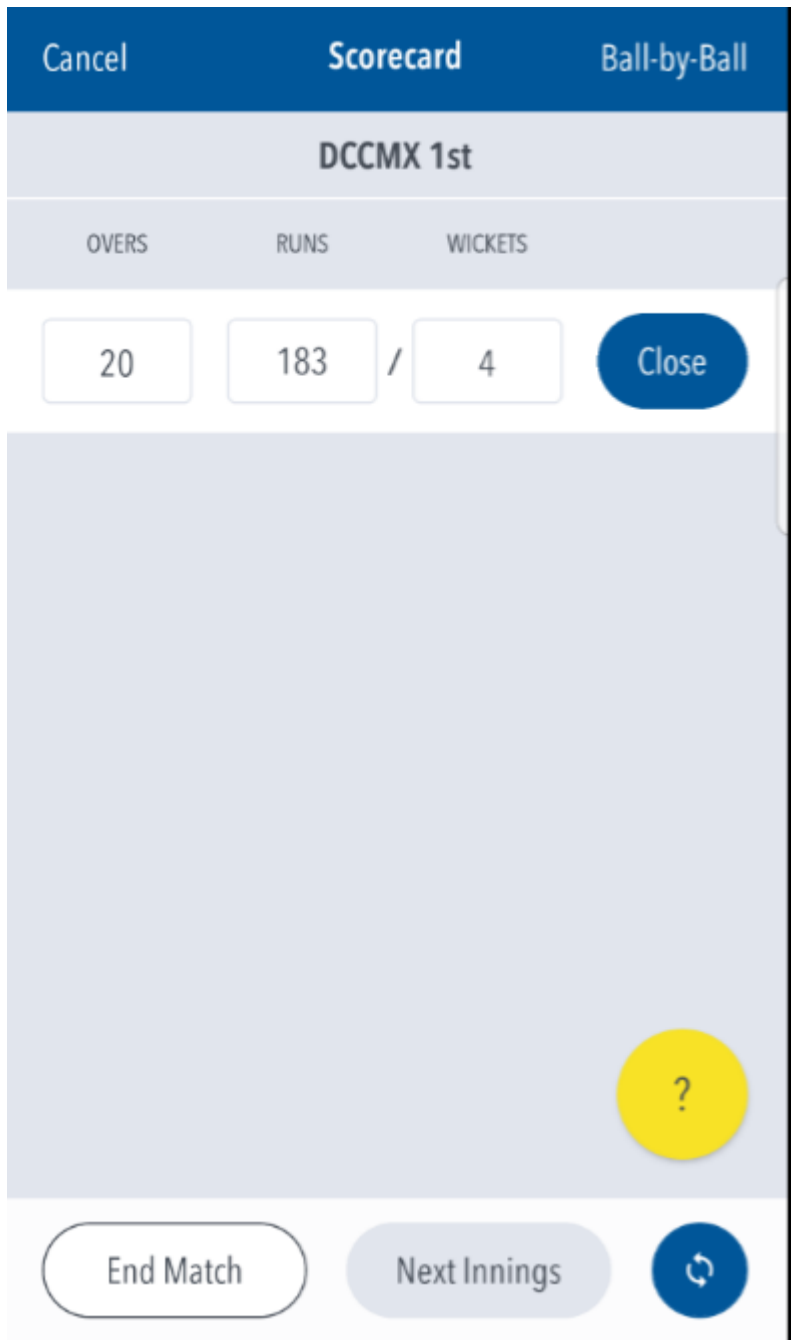
Select 'Score Manually'

This will take you through to the scorecard for the 1st innings. Press 'Next Innings' and you will then see the below options:

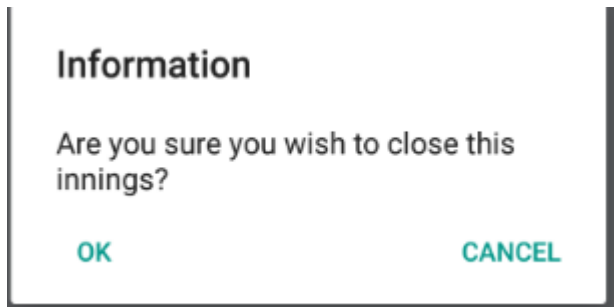


Choose 'Score manually' and this will take you through to the Scorecard for the 2nd innings where you can either enter the score at the end of the innings, or enter the score periodically throughout the innings and press sync so that it can be seen on the Live Score app and on Play Cricket

In the example below the end of the innings has been reached and the final totals have been entered:



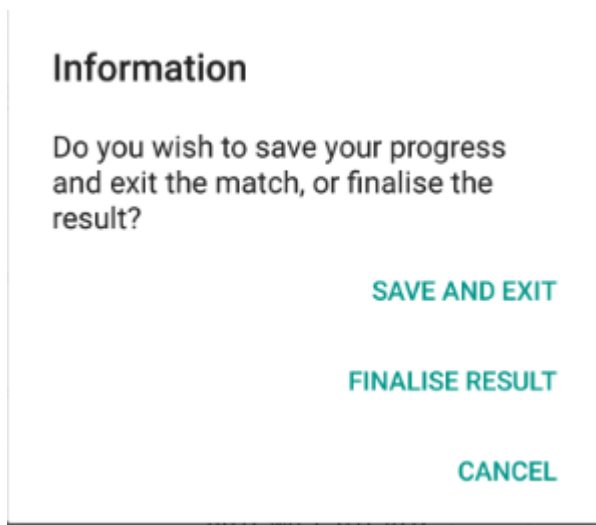
Press 'Close' and the app will ask you to confirm:-



Press 'OK' and it will change from 'Close' to 'Closed'

Now press 'End Match'

The app will now ask you to finalise the score:



Press 'FINALISE RESULT'

The app will now ask you to select a result:

Castle Bromwich Cc - 2nd Xi - Won	<input checked="" type="radio"/>
Dunlop Coventry Cc - Midweek Xi - Won	<input type="radio"/>
Match In Progress	<input type="radio"/>
Drawn	<input type="radio"/>
Tied	<input type="radio"/>
Cancelled	<input type="radio"/>
Abandoned	<input type="radio"/>

Press 'DONE' and the app will give you one final chance to change your mind:

Match Submit

This match result and scorecard will be finalised and you will no longer be able to make any changes.

OK **CANCEL**

If you are happy with everything press 'OK' and the match will move into the Completed section on the app.

4) Both Innings Manual Scoring

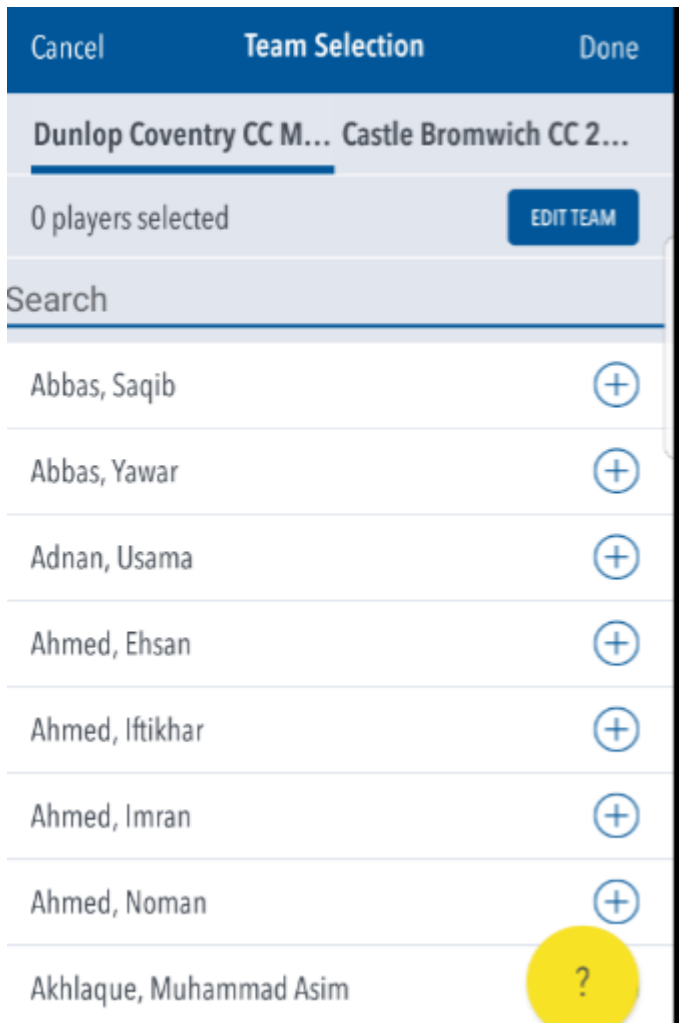
Choose the match you want to score:



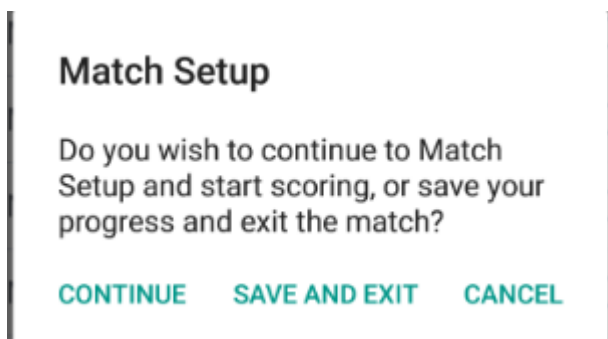
Select 'Start match':



Then select/confirm the Teams. Wherever possible, enter the teams on Play Cricket as this will save you time:



You will then see the following pop-up message:



Press 'CONTINUE'

Now you can complete the Match Setup:

Team Selection Match Setup Done

Default Match Settings

Overs per innings	20	▼
Max overs per bowler	No limit	▼

Toss won by

Dunlop Coventry CC Midweek XI	<input checked="" type="radio"/>
Castle Bromwich CC 2nd XI	<input type="radio"/>

Elected to

Bat	<input checked="" type="radio"/>
Bowl	<input type="radio"/>

At this point you can select how to score the 1st Innings:

Start Scoring

Do you wish to score ball-by-ball, or manually enter the 1st innings score?

BALL-BY-BALL

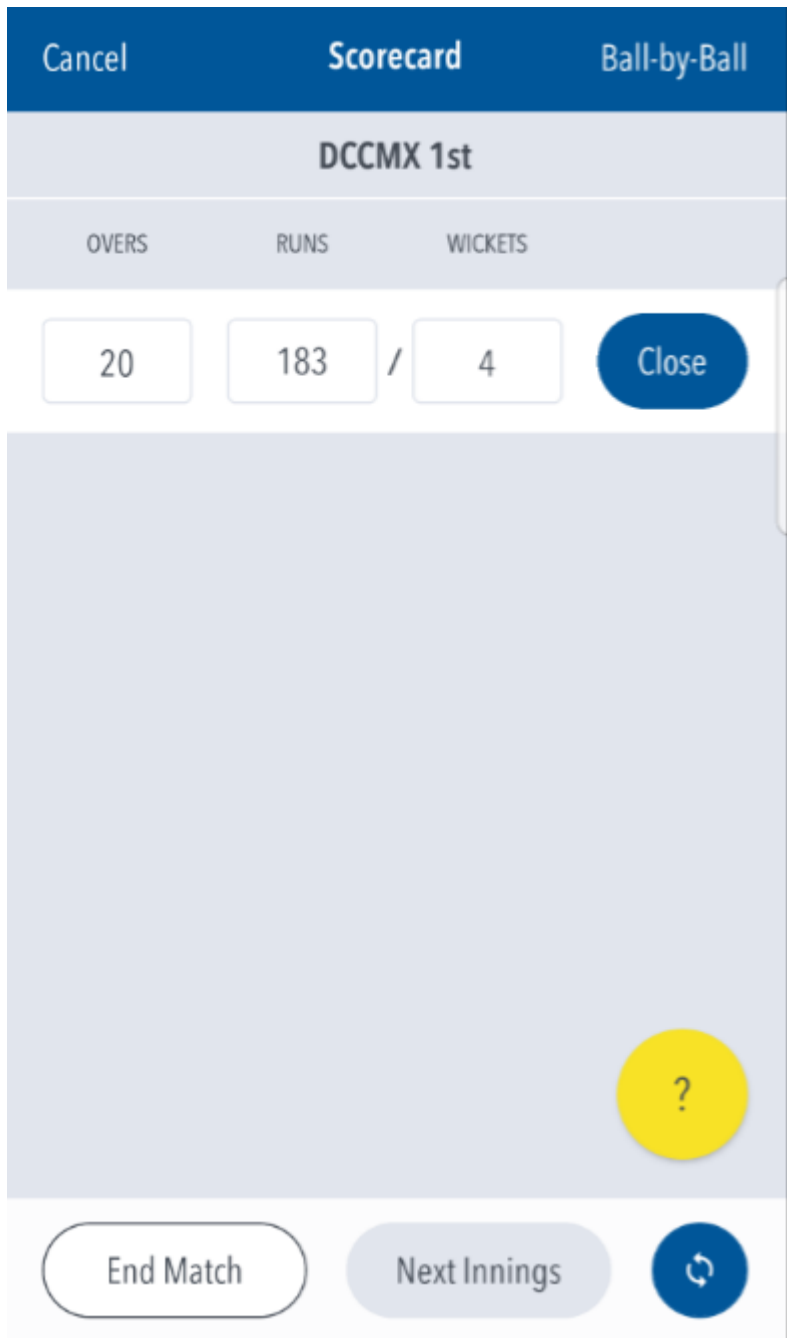
SCORE MANUALLY

CANCEL

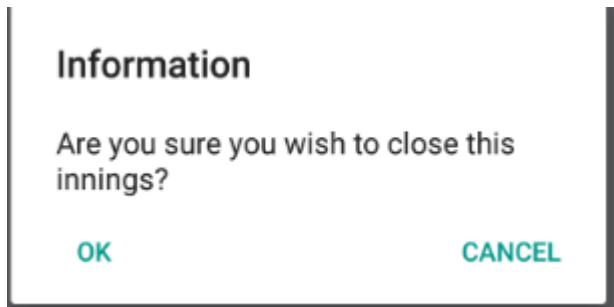
Click on SCORE MANUALLY

This will take you through to the Scorecard where you can either enter the score at the end of the innings, or enter the score periodically throughout the innings and press sync so that it can be seen on the Live Score app and on Play Cricket

In the example below the end of the innings has been reached and the final totals have been entered:



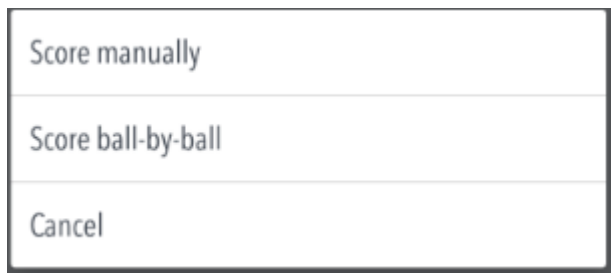
Press 'Close' and the app will ask you to confirm:-



Press 'OK' and it will change from 'Close' to 'Closed'

Now press 'Next Innings'

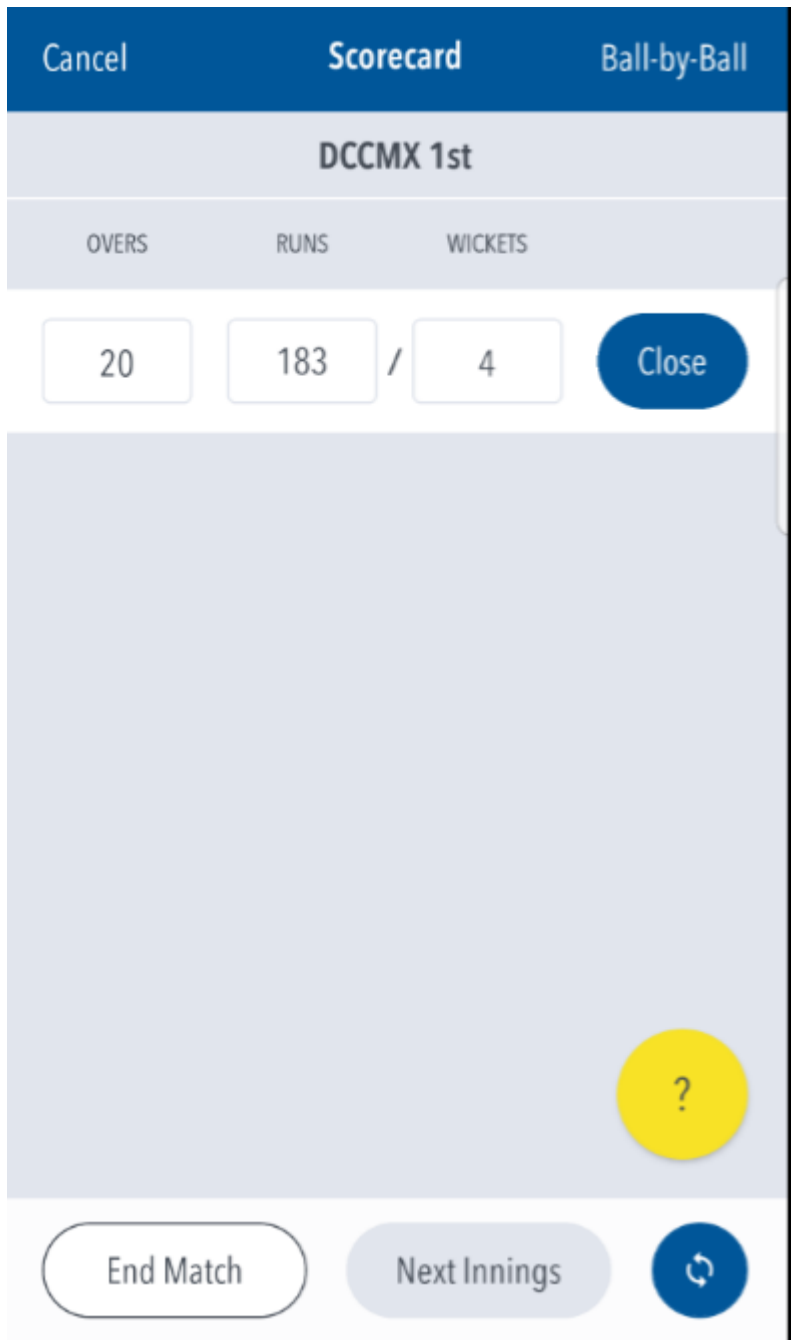
The app will now ask you how you want to score the 2nd innings:-



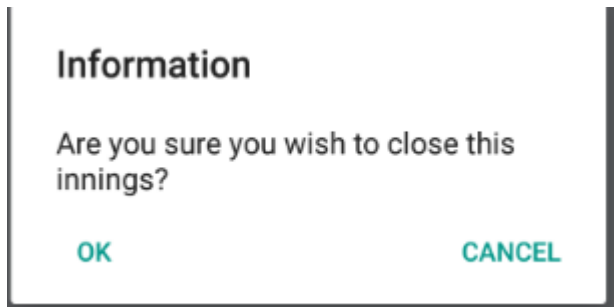
Select 'Score manually'

This will take you through to the Scorecard where you can either enter the score at the end of the innings, or enter the score periodically throughout the innings and press sync so that it can be seen on the Live Score app and on Play Cricket

In the example below the end of the innings has been reached and the final totals have been entered:



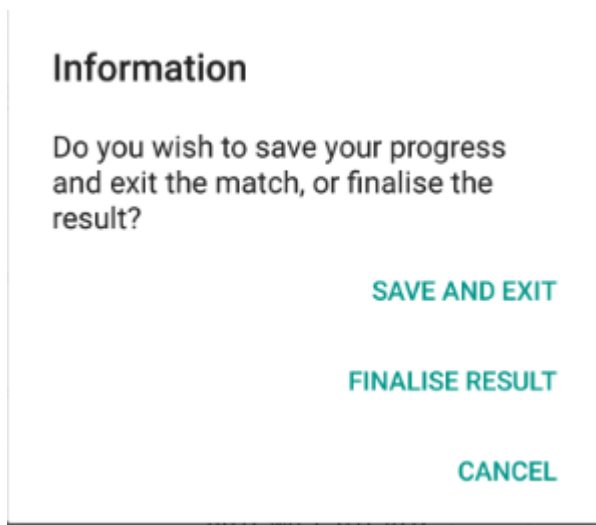
Press 'Close' and the app will ask you to confirm:-



Press 'OK' and it will change from 'Close' to 'Closed'

Press 'End Match'

The app will now ask you to finalise the score:



Press 'FINALISE RESULT'

The app will now ask you to select a result:

Castle Bromwich Cc - 2nd Xi - Won	<input checked="" type="radio"/>
Dunlop Coventry Cc - Midweek Xi - Won	<input type="radio"/>
Match In Progress	<input type="radio"/>
Drawn	<input type="radio"/>
Tied	<input type="radio"/>
Cancelled	<input type="radio"/>
Abandoned	<input type="radio"/>

Press 'DONE' and the app will give you one final chance to change your mind:

Match Submit

This match result and scorecard will be finalised and you will no longer be able to make any changes.

OK **CANCEL**

If you are happy with everything press 'OK' and the match will move into the Completed section on the app.